

E-Books at CAIS Library





Find CAIS Library "Catalogue" at:
<https://library.caisbv.edu.hk/>

CAIS LIBRARY




CAIS LIBRARY

CAIS *Butterfly Valley*



We walk

Featured E-Resources



- [TumbleBook Library](#)
- [Overdrive](#)
- [Learn Alberta](#)
- [BrainPOP](#)
- [BrainPOP Jr.](#)
- [Accelerated Reader](#)
- [StoryWeaver](#)

Select *e-Resources* from the
Featured e-resources menu.

E-Books Overdrive

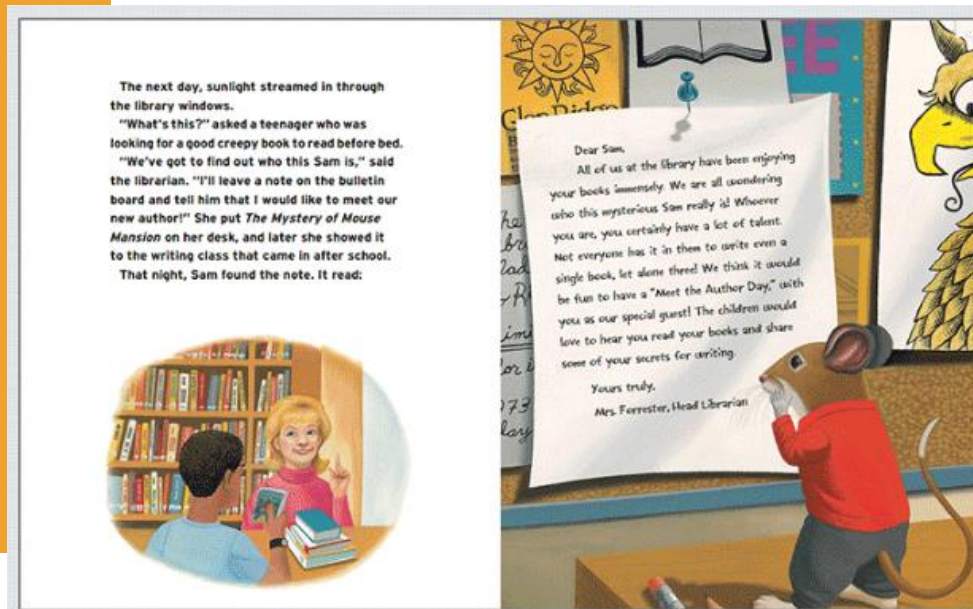
OverDrive

The screenshot shows a website's navigation menu. The 'Online Resources' menu is open, displaying a list of options. The 'OverDrive' option is highlighted in a light grey box, and a yellow arrow points to it from the right. The menu items are: Academic Word List, Learn Alberta, AR Program (United States), BookFLIX, BrainPop, BrainPopJr, GALE SCIENCE, GALE WORLD HISTORY, HK Public Libraries: e-Resources, Citation Tools, NewsBank, Online Collections, Online Writing Lab, **OverDrive**, Pebble Go, and Sora. The background of the page is partially visible, showing a blue header with 'Catalogue', a green 'Scroll' button, and various resource logos like 'Bank' and 'OWL'.

E-Books Overdrive

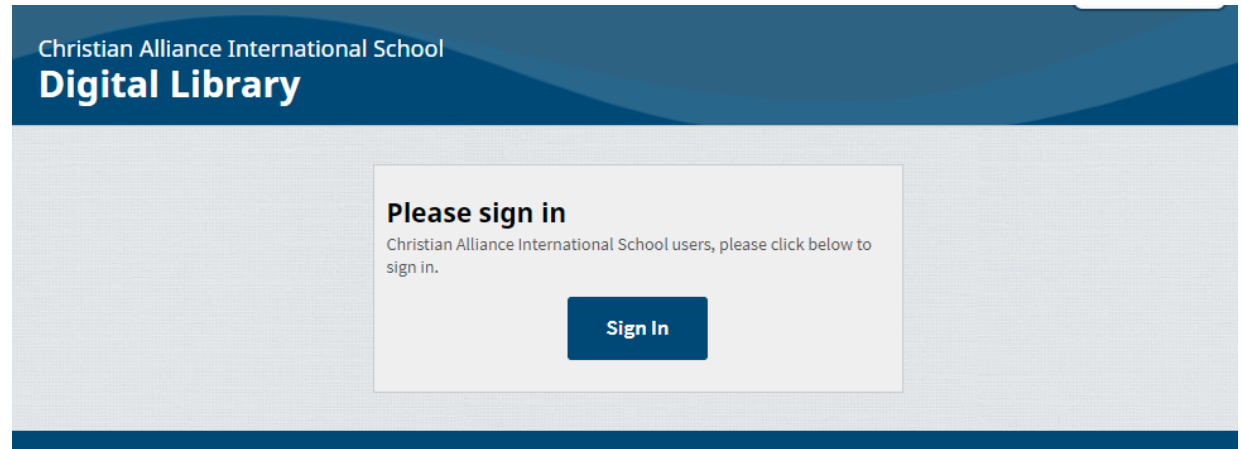
What is OverDrive Read?

- [OverDrive Read](#) is a browser-based eBook reader that works on most computers, tablets, and mobile devices with up-to-date web browsers.
- With OverDrive Read, you can read borrowed eBooks right in your web browser without extra software or downloads.



E-Books Overdrive

How do
I sign into
OverDrive?



E-Books Overdrive

How do I
sign into
OverDrive?



Sign in

xx1111@caisbv.edu.hk (Enter Your SCHOOL EMAIL)

[Can't access your account?](#)



Enter password

Password

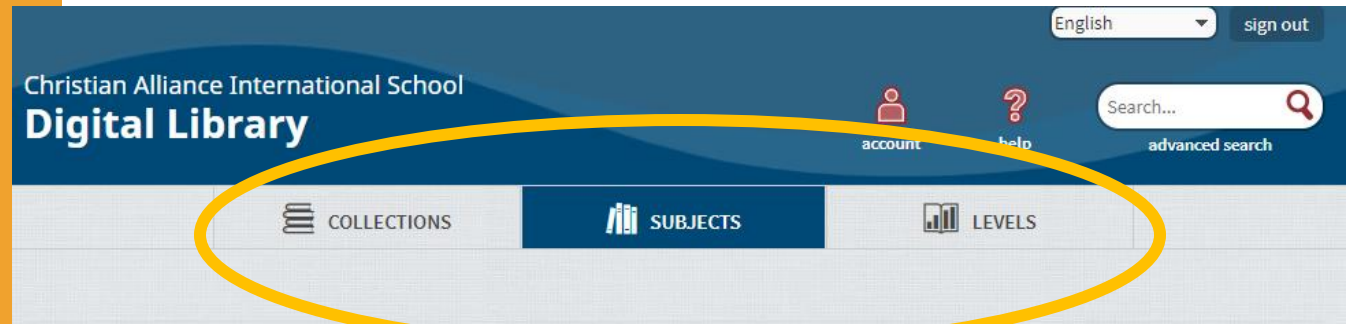
[Forgot my password](#)

Sign in

E-Books Overdrive

How can I
find
something to
borrow?

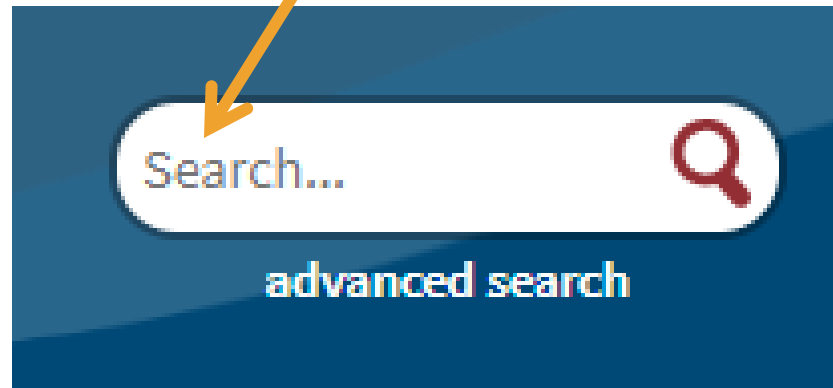
- You can browse books on the homepage, or select a category from the **Collections**, **Subjects**, or **Levels** menus.



E-Books Overdrive

How can I
find
something to
borrow?


- Or, if you know what you want to look for, use the search bar. This is good for searching by title, author, or keyword. For more search options, select **Advanced Search**



E-Books Overdrive

What do the
icons on the
covers
mean?

- The icon in the corner of each title tells you whether it's an eBook, audiobook, or video.



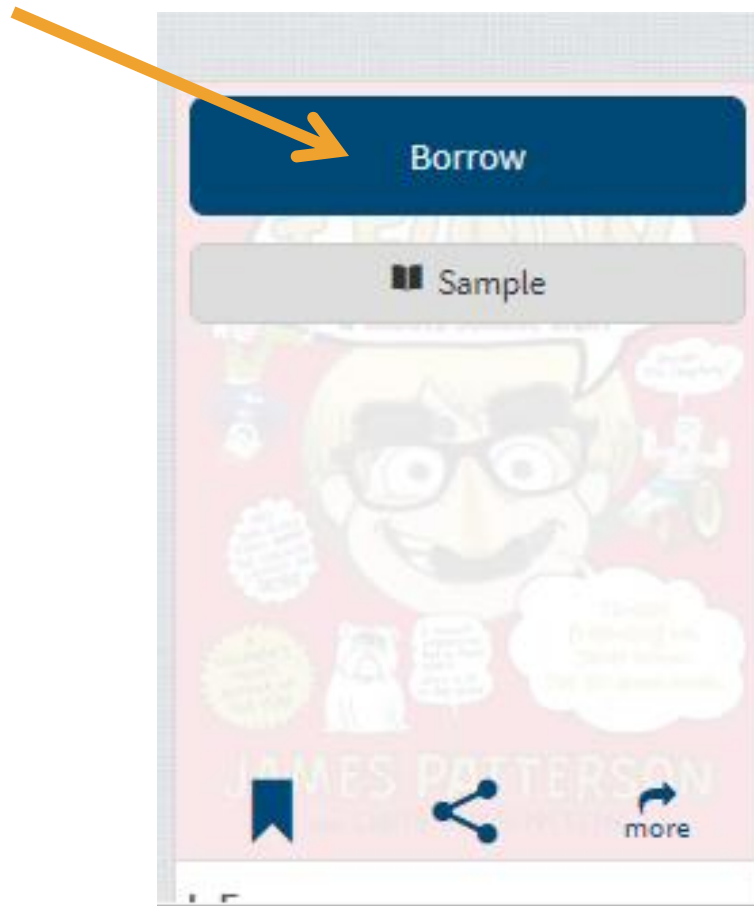
- Titles that are available to borrow have filled-in icons. If all copies of a title are checked out, the icon is grayed out.



E-Books Overdrive


How do I
borrow
titles?

- Move your mouse over a title, then select **Borrow**.



E-Books Overdrive

How do I
borrow
titles?



I, Funny

This title has been added to your Checkouts page (under your Account).

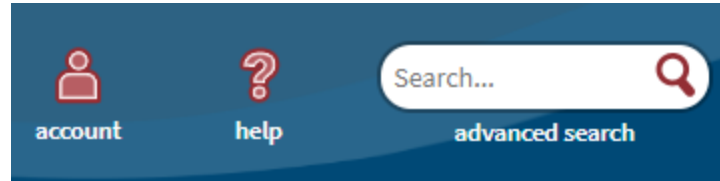
0 of 3 checkouts remaining.

[Go to Checkouts](#)

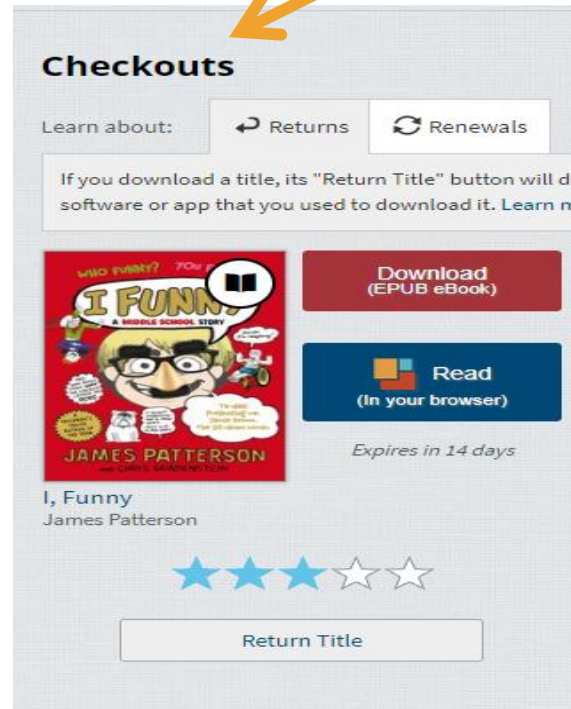
Don't want this title? [Return title.](#)

E-Books Overdrive

How do I
borrow
titles?



- You can find borrowed titles on your **Checkouts** page (under your **Account**).



E-Books Overdrive

How do I
borrow
titles?

On your **Checkouts** page, you'll find options for the titles you borrowed, like:

- **Read (In your browser)**

Read an eBook in your web browser

- **Listen (In your browser)**

Listen to an audiobook in your web browser

- **Play**

Play a streaming video in your web browser

- **Download**

Available for eBooks, audiobooks, and some videos


Checkouts

Learn about:

↶ Returns

↻ Renewals

If you download a title, its "Return Title" button will download software or app that you used to download it. [Learn more](#)




Download
(EPUB eBook)

Read
(In your browser)

Expires in 14 days

I, Funny
James Patterson



Download
(MP3 Audiobook)

Listen
(In your browser)

Expires in 7 days



Play
(Streaming Video)

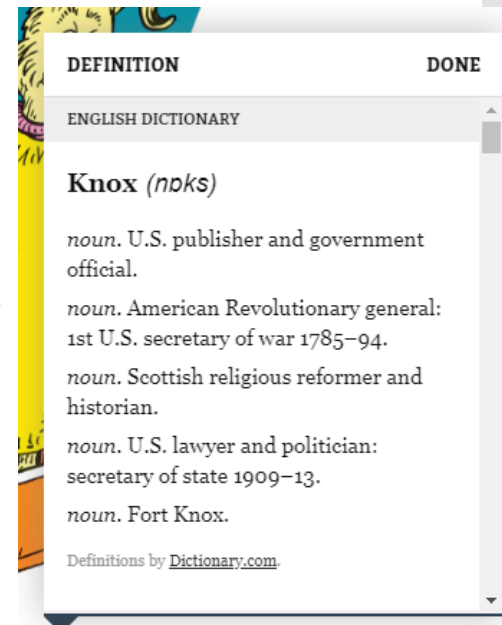
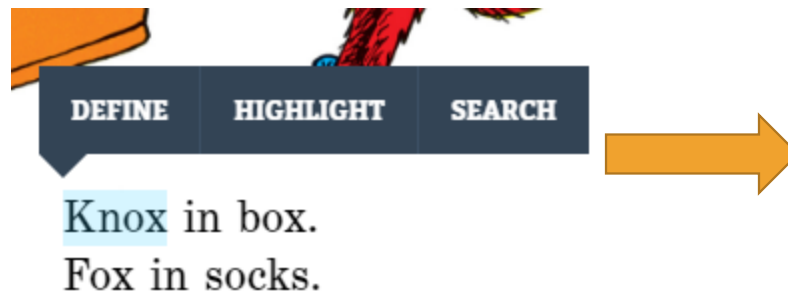
Expires in 48
hours after first play

Return Title

E-Books Overdrive

How do I use
the
dictionary,
notes, and
highlights in
OverDrive
Read?

- In OverDrive Read, you can look up word definitions, highlight words or sections of an eBook, and add notes. To look up a **definition** or add a **highlight**, click (or tap) and hold a word, then select from the pop-up menu. When you add a highlight, you'll have the option to add a note.

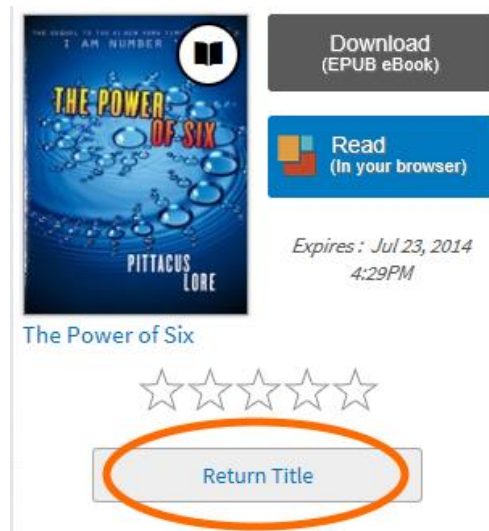


Knox in box.
Fox in socks.

E-Books Overdrive

Returning titles

- Your borrowed titles will automatically expire when they're due, which means you'll never be charged a late fee.
- You can also return titles right from your school's digital collection. Just select the **Return Title** button below the title on your [Checkouts](#) page (under your **Account**).

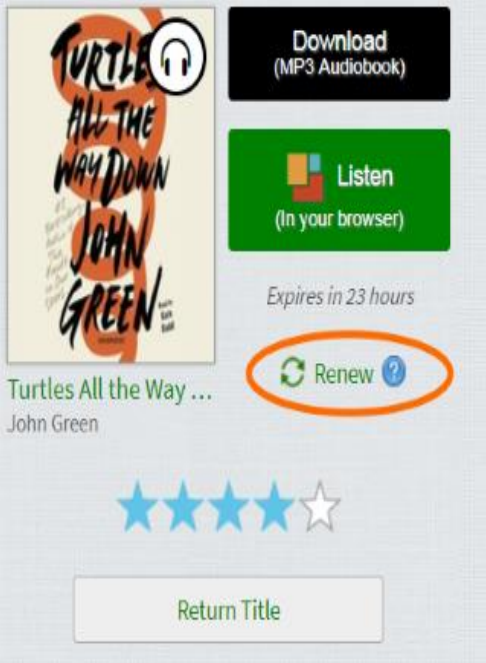


E-Books Overdrive

The **Renew** link becomes available three days before a title is set to expire and appears next to the title on your **Checkouts** page (under your **Account**). If the title already has holds, you can't renew it, but you can [request it again](#).

On your **Checkouts** page, select the **Renew** link next to the title you'd like to renew.

If prompted, enter your date of birth.

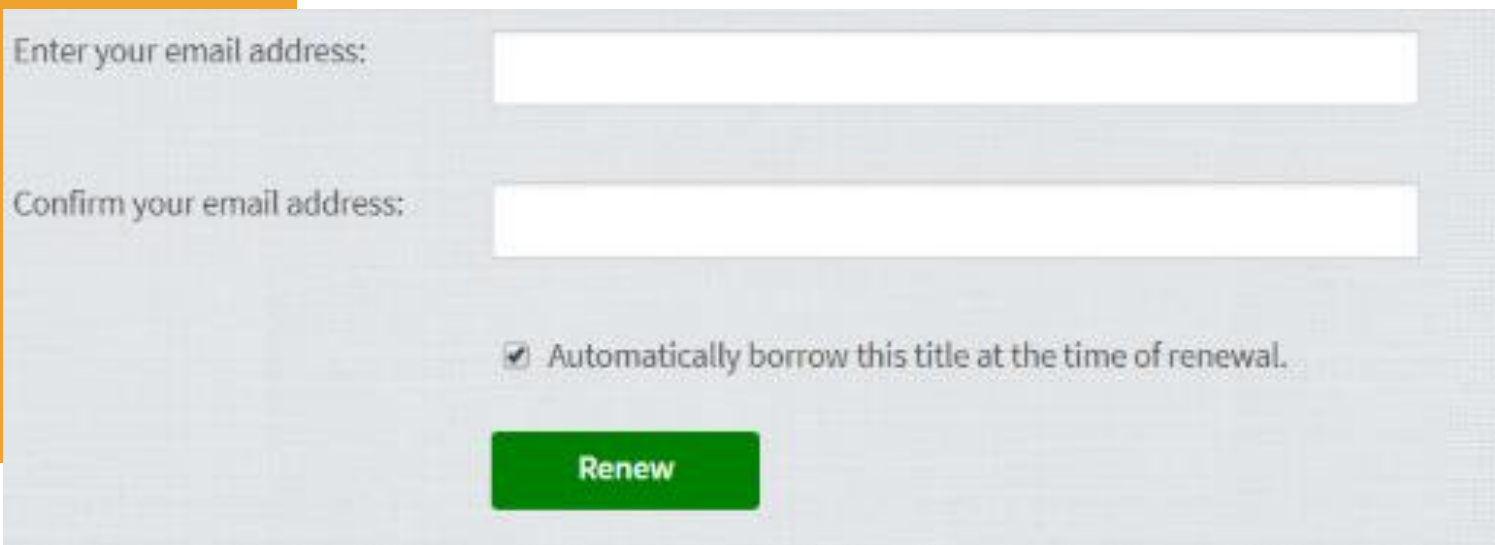


The screenshot displays the checkout interface for the audiobook "Turtles All the Way Down" by John Green. On the left is the book cover. To the right, there are two main buttons: a black "Download (MP3 Audiobook)" button and a green "Listen (In your browser)" button. Below these is the text "Expires in 23 hours". A green "Renew" button with a circular arrow icon and a question mark is circled in orange. At the bottom, there is a row of five stars (four filled, one empty) and a "Return Title" button.

E-Books Overdrive

How do I
renew titles?

- **If you're over 13 years old:**
Enter and confirm your email address, then click **Renew**. If you want the title to be automatically borrowed for you as soon as your current checkout expires (instead of being held for you on your **Holds** page), make sure that "Automatically borrow this title at the time of renewal" is selected.



Enter your email address:

Confirm your email address:

Automatically borrow this title at the time of renewal.

Renew

E-Books Overdrive

How do I
renew titles?

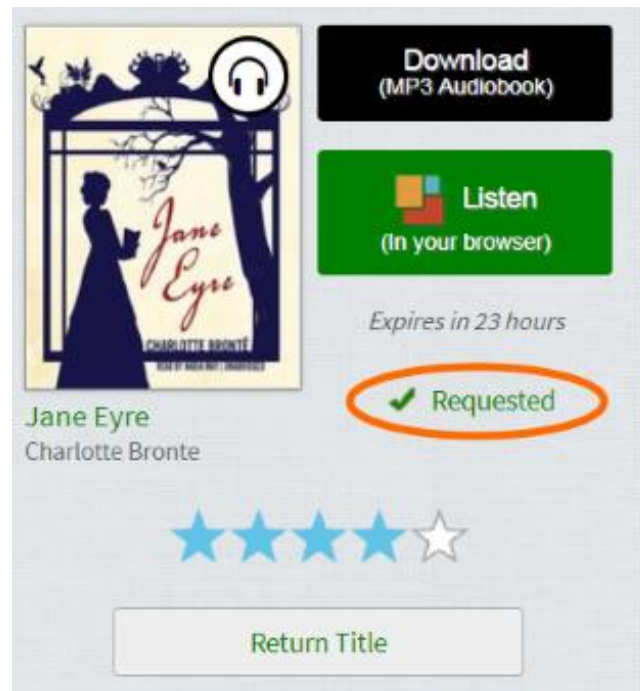
- As soon as the title is available, you'll receive an email with instructions to find the title on your **Checkouts** page (if you had it automatically borrowed for you) or to borrow the title again from your **Holds** page.

E-Books Overdrive

If you're under 13 years old:

A copy of the title will be placed on hold for you, so you can borrow it again as soon as it's available.

You can tell that you've successfully requested a title when you see a checkmark and the word **Requested** next to that title on your **Checkouts** page.



Download
(MP3 Audiobook)

Listen
(In your browser)

Expires in 23 hours

✓ Requested

Jane Eyre
Charlotte Bronte

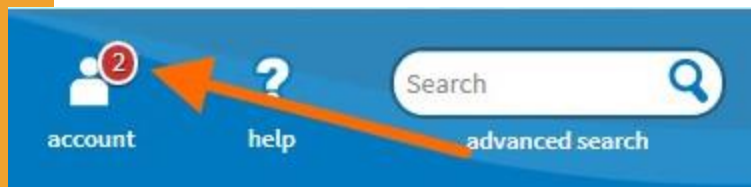
★★★★☆

Return Title

E-Books Overdrive

How do I
renew titles?

- As soon as the title is available, you'll see a notification next to the **Account** icon on this website. This means that the title is available for you to borrow again from your **Holds** page.

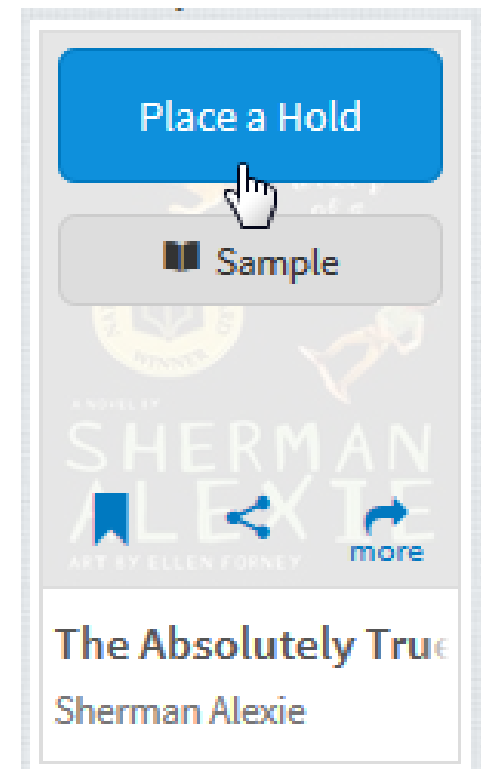


- Once the title becomes available, you'll only have **3 days** to borrow it, so please check this site often to make sure you don't miss any notifications.

E-Books Overdrive

How do I put
an unavailable
title on hold?

- If a title isn't available, you'll see a **Place a Hold** button instead of a **Borrow** button.
- Move your mouse over the title, then select **Place a Hold**.
- If prompted, enter your date of birth.



E-Books Overdrive

How do I put
an
unavailable
title on hold?

- **If you're over 13 years old:** Enter and confirm your email address then click **Place a Hold**. If you want the title to be automatically borrowed for you as soon as it's available, make sure that "Automatically borrow this title when it becomes available" is selected.

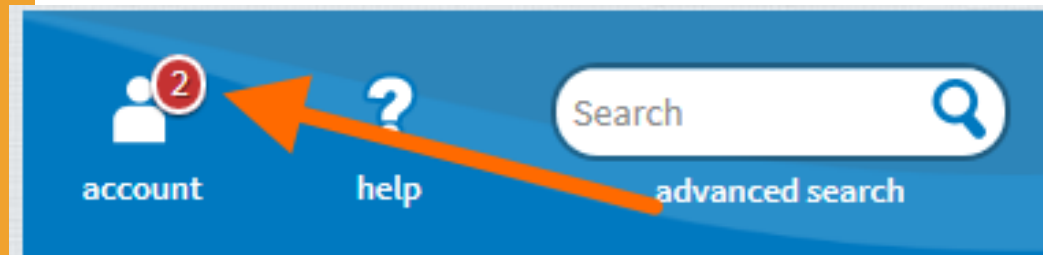
Enter an email address to notify you when the title becomes available.

Title:	The Absolutely True Diary of a Part-Time Indian
Creator:	Sherman Alexie
Format:	eBook
Enter your email address:	<input type="text" value="youremail@here.com"/>
Confirm your email address:	<input type="text" value="youremail@here.com"/>
<input checked="" type="checkbox"/> Automatically borrow this title when it becomes available.	
<input type="button" value="Place a Hold"/>	

E-Books Overdrive

How do I put
an
unavailable
title on hold?

- **If you're under 13 years old:**
The title will be automatically placed on hold for you. When it becomes available for you to borrow, you'll see a notification next to the **Account** icon on this website.

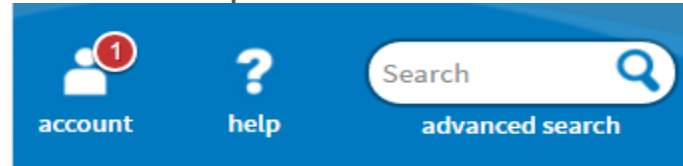


- Once a hold becomes available, you'll only have 3 days to [borrow it](#), so please check this site often to make sure you don't miss any notifications.

E-Books Overdrive

How do I
borrow an
available
hold?

- Click or tap the **Account** icon.

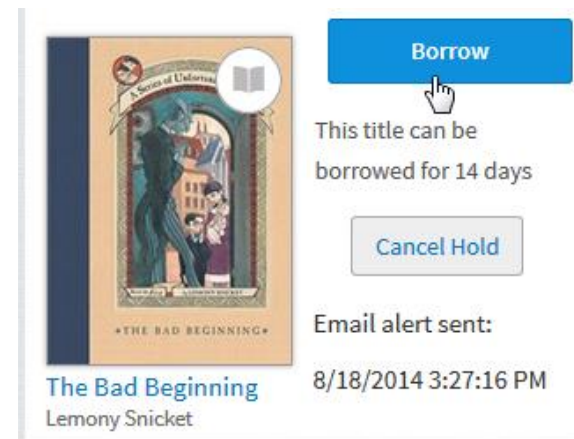


- Select your **Hold**s page.



- Select the **Borrow** button next to your available hold.

If you're over 13 years old, you can also have your holds borrowed automatically for you as soon as they become available.



E-Books Overdrive

Updates on OverDrive

- OverDrive introduced a mobile app called **Sora for mobile devices**, which can be used easily by phones or iPads.
- CAIS Library continuously purchases new titles according to the teachers' and students' suggestion made. You can suggest more items for our library throughout the whole school year.

E-Books TumbleBook Library

What is
TumbleBook
Library?

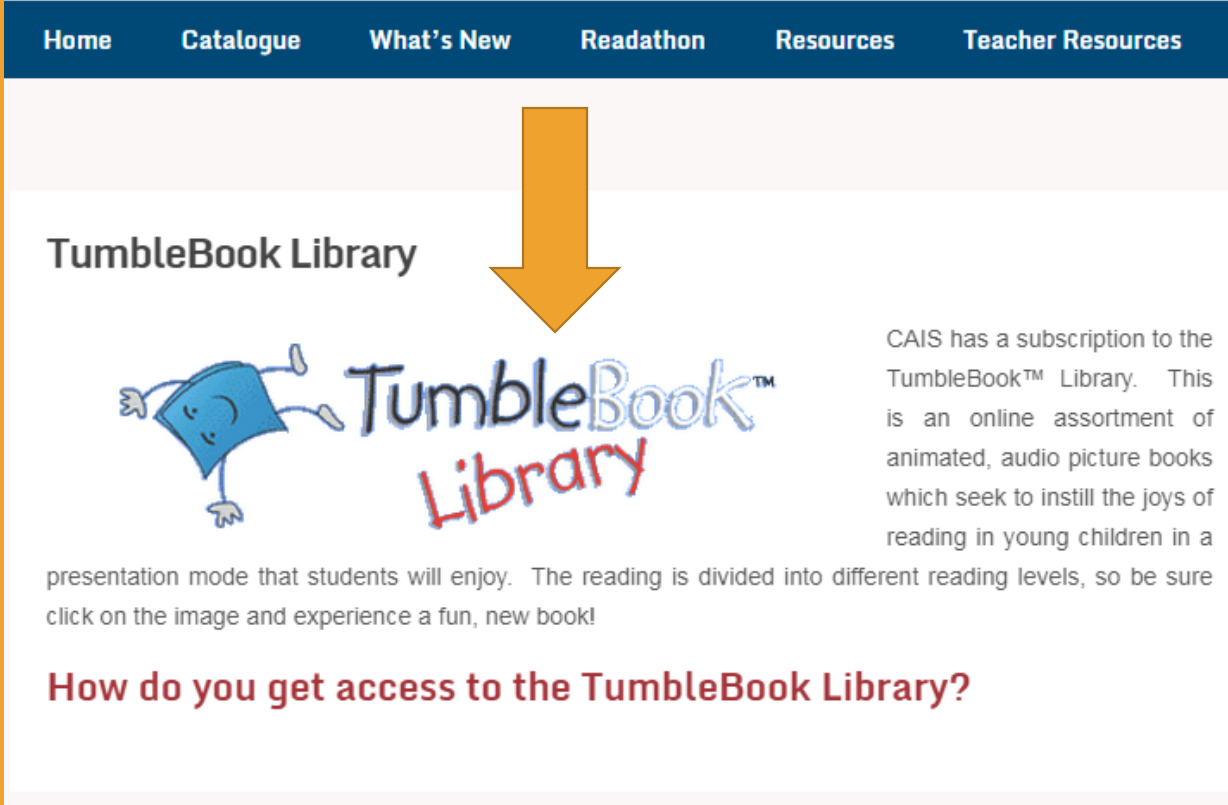
- TumbleBook Library is a curated database of children's e-books, available by subscription to Elementary Schools and Public Libraries around the world.



E-Books TumbleBook Library

TumbleBook Library


- Click on “TumbleBook Library”



The screenshot shows the TumbleBook Library website. At the top is a dark blue navigation bar with white text links: Home, Catalogue, What's New, Readathon, Resources, and Teacher Resources. Below the navigation bar is a light gray header area with the text "TumbleBook Library" on the left. A large orange arrow points downwards from the "TumbleBook Library" text to a central graphic. The graphic features a blue cartoon book character with arms and legs, appearing to be jumping or tumbling. To the right of the character is the text "TumbleBook™" in a blue, rounded font, with "Library" written below it in a red, cursive font. To the right of the graphic is a paragraph of text: "CAIS has a subscription to the TumbleBook™ Library. This is an online assortment of animated, audio picture books which seek to instill the joys of reading in young children in a presentation mode that students will enjoy. The reading is divided into different reading levels, so be sure click on the image and experience a fun, new book!". Below the paragraph is a red heading: "How do you get access to the TumbleBook Library?".

Home Catalogue What's New Readathon Resources Teacher Resources

TumbleBook Library



CAIS has a subscription to the TumbleBook™ Library. This is an online assortment of animated, audio picture books which seek to instill the joys of reading in young children in a presentation mode that students will enjoy. The reading is divided into different reading levels, so be sure click on the image and experience a fun, new book!

How do you get access to the TumbleBook Library?

E-Books TumbleBook Library

- You can browse the e-Books by selecting Story Books, Read Alongs, e-Books, Graphic Novels, Non Fiction, Videos, Math Stories, Language Learning, Playlists, Puzzles & Games, etc.



LANGUAGE: English
TumbleSearch

HOME INDEX FAVORITES PLAYLISTS COMMON CORE MY CLOUD TUMBLETRACKER HOW TO TUMBLE CONTACT US TUMBLE MATH





Story Books Read Alongs EBooks Graphic Novels Non Fiction Videos Math Stories Language Learning Playlists Puzzles & Games

Story Books

View All Titles

Sit back and listen or read along at your own speed to these entertaining and amusing picture books.

New Books



E-Books TumbleBook Library

TumbleBook Library

- 4 dedicated laptops are set up in the library for students to access e-Resources.
- Users can directly access TumbleBook Library through the [CAIS library website](#).